



NOVEMBER 20/24  
2024

The way  
of the Champions




Live Web  
[www.wsk.it](http://www.wsk.it)

[motorsport.com](http://motorsport.com)



Mini Gr.3 – Mini Gr.3 Under 10 -Race Director Events' Notes



Lenght m.1210 – Pole Position : Right





## THE OFFICIALS DURING THE EVENT



Stewards of the event – Mr . Oronzo Di Bari  
Mr. Philippe lackman

Technical Delegate Mr. Giuseppe Nunziante  
Mr . Mario Pacella

Race Control Mr . Marco Carlino  
Mr. Alessandro Ferrari





Mini Gr.3- Mini Gr.3 Under 10 - Race Distance

Heats 09 Laps

Prefinal 10 Laps

Final 10 Laps







**You must use YOUR Transponder and UNILOG during each session!!**  
**(Practice, Warm up, Heats and Races)**



## QUALIFYING PRACTICE SESSIONS

**In accordance to the timing,  
1 Qualifying Practice session  
is scheduled.**

**(06 MINUTES)**

**If a Driver stops in the Repairs Area  
or in the Servicing Park, it will be final.  
He/she shall not be allowed  
to start again.**



The Race Director retains the right to suspend or stop any session - including with the use of the Red Flag - if one or more drivers are deemed to conduct themselves in an incorrect or dangerous manner which may also affect other drivers on the circuit.



# PRE GRID ENTRY



RDSS Karting 2024 - Art.17 -F Starting Grid. Access to the “Pre-Grid” will end five (5) minutes before the time scheduled for the start of the Race. Any kart which has not taken its position on the “Pre-Grid” at that moment shall not be allowed to do so.





## **LIMIT FOR THE MECHANICS' ASSISTANCE**

**Before the start of the Heats/Race**

**3 MINUTES before the scheduled start time, the Mechanics must leave the Assembly Area.**



# INFORMATION

## Sporting Regulation

- If a Driver starts from the Assembly Area after the intervention of a Mechanic, he will take the start from the back of the formation , irrespective of the number of the Formation Laps .





## During Formation Lap

- → No stops
- → No zigzag driving behavior for warm up of tyres

No tyre warming from the RED LINE to the Starting Area



RDSS Karting 2024 - Norme Generali – Art.18



Pushers are not allowed to help Drivers once they have crossed the line established at the exit of the “Pre-Grid”.

- **If the kart is to stop on track for any reason, the Driver shall only have a singular attempt to restart, after which the kart is to be moved in a safe location.**

Any unsafe rejoining of the track will be reported to the Stewards. In any case, the rejoining of the track must be done on the kart’s own power and at no instance is the Driver to leave his seat to push the kart to restart



# FORMATION LAP - TYRE WARMING



During the formation lap it is forbidden to overtake another Driver under pain of a penalty inflicted by the Stewards (5 seconds or disqualification from the Heat)

**SAFETY REASON** - Tyre warming only is only permitted if the entire width of the track is not used

# STARTING PROCEDURE

## FORMATION LAP



**RED LINE**


**It's forbidden to overtake from Red Line to Starting Line –Yellow Line**



# STARTING PROCEDURE

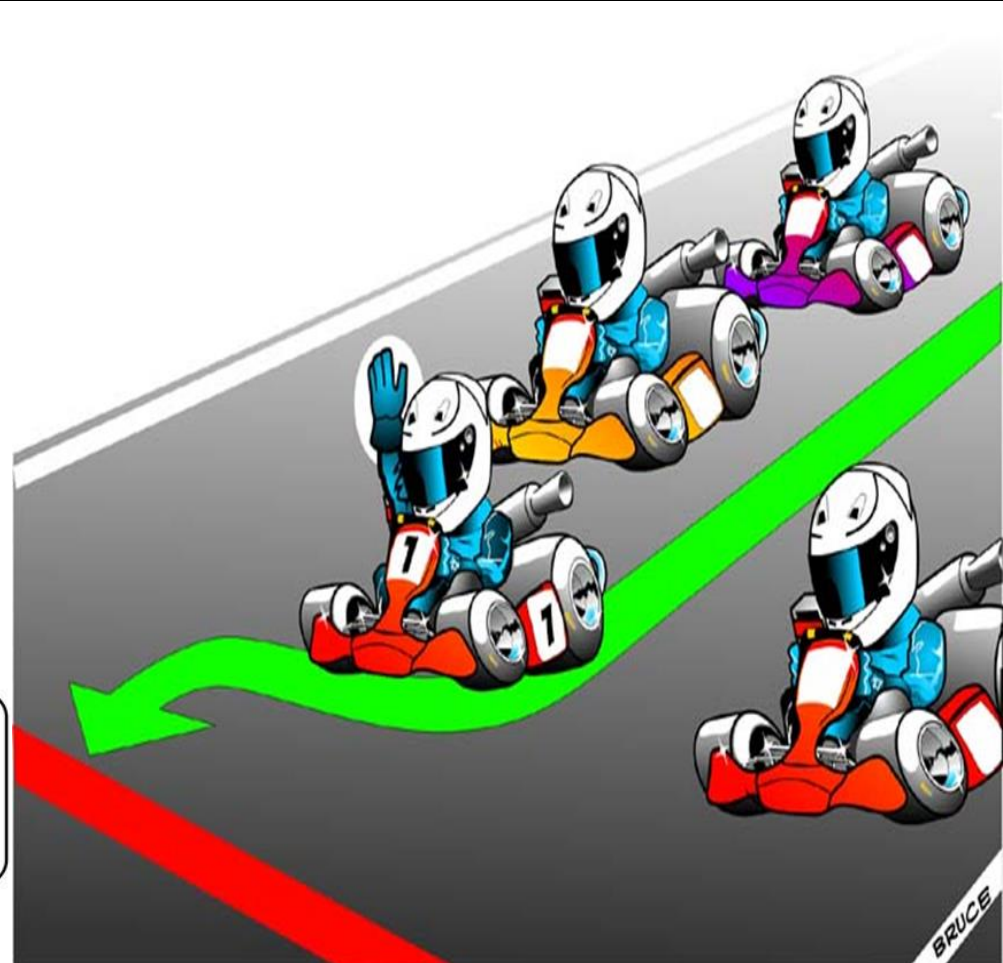
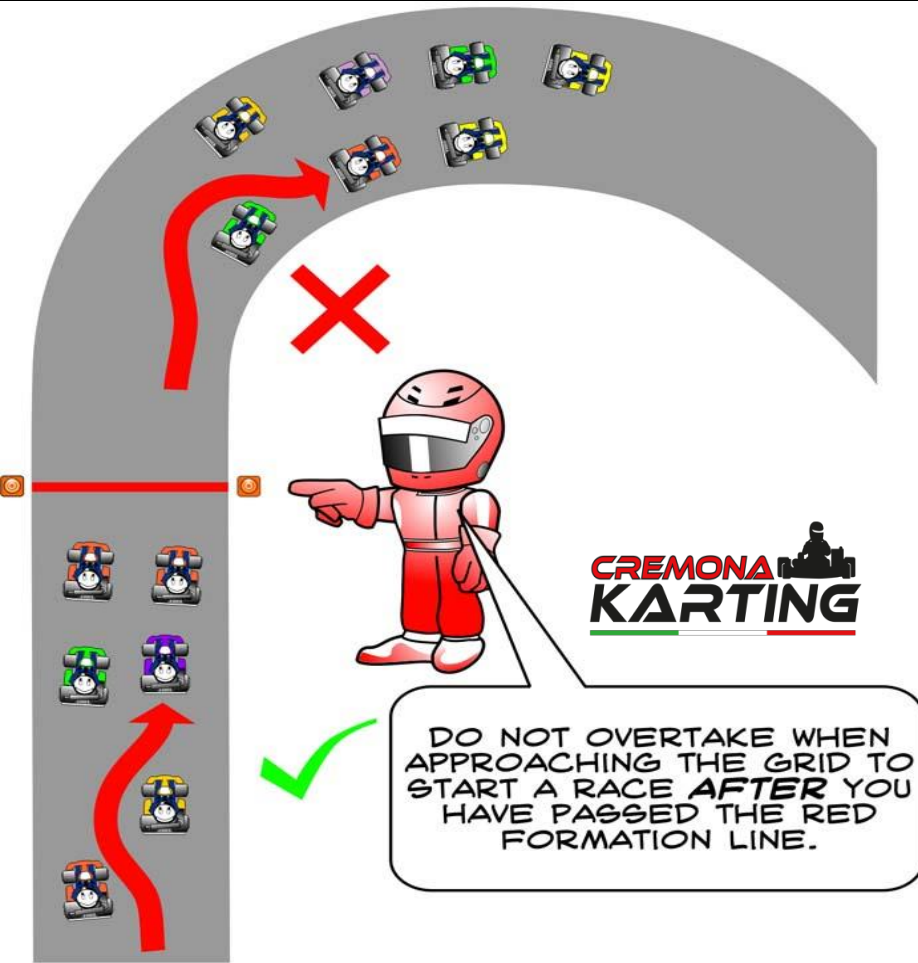
FORMATION LAP

RED LINE



YELLOW LINE







**SLOW SPEED**






## **TRAM LINES**

THESE ARE THE TWO WHITE LINES THAT RUN DOWN THE TRACK LIKE A RAILWAY LINE ON THE STARTING GRID.






**CREMONA**  
**KARTING**







**SLOW SPEED**



**CREMONA**  
**KARTING**














**SLOW SPEED**



**Only when the lights are OFF you can move out of the lines**



**START**






## Time penalty-Starting procedure

For driving out of the start corridor before the lights have been switched off

- Penalty of 03 seconds for partly crossing the corridor
- Penalty of 05 seconds for completely getting out of the corridor

# Additional Formation Lap



# REPAIR AREA IN



SHOW YOUR ARMS IF YOU WANT GO IN PARC FERME' OR REPAIR AREA



# REPAIR AREA IN



Parc Ferme'  
ENTRY



# NEUTRALISATION

## DURING A HEAT / RACE






# NEUTRALISATION DURING A HEAT / RACE



**SLOW**



ONE SINGLE LINE BEHIND THE LEADER  
SLOW SPEED  
NO OVERTAKE

**SLOW**








YELLOW FLAG IMMOBILE  
1 LAP TO RESTART



GREEN FLAG  
OVERTAKE AFTER CROSS THE FINISH LINE

**RESTART**






**RED FLAG**



**RED LINE**



**With slow speed back to the Parc Ferme'or  
near MP 8/9 – Red Line**

# FLAGS & INFORMATION

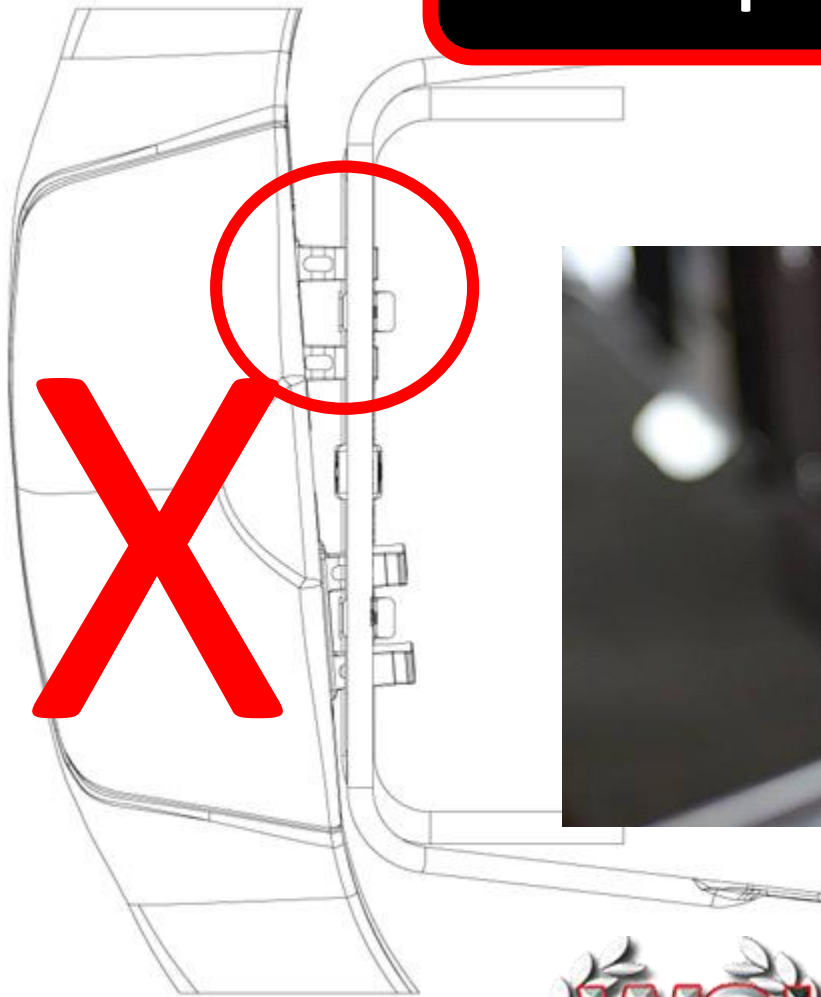




# FRONT FAIRING



# FRONT FAIRING Out of position



## FRONT FAIRING

*The black flag with an orange disc will not be shown to a driver if his front fairing is no longer in the correct position.*

*If the judge of fact reports that the front fairing on one or more karts was no longer in the correct position when the "black and white chequered flag" was waved and the kart(s) concerned crossed the finish line, a time penalty of 03 seconds will be imposed on the driver(s) concerned.*

*This time penalty is not susceptible to appeal.*





**NO PRIVATE ON BOARD CAMERA**



**On kart and on the helmet is forbidden**





**UNDER INVESTIGATION**

- If the driver don't respect the Sporting Regulation
- If the driver have caused a collision
- If the driver don't respect flag signalling


The Race Control show the panel  
**UNDER INVESTIGATION**

**200**



- **DURING PREFINAL & FINAL**  
**DRIVER LAPPED OR BEFORE LAPPED**

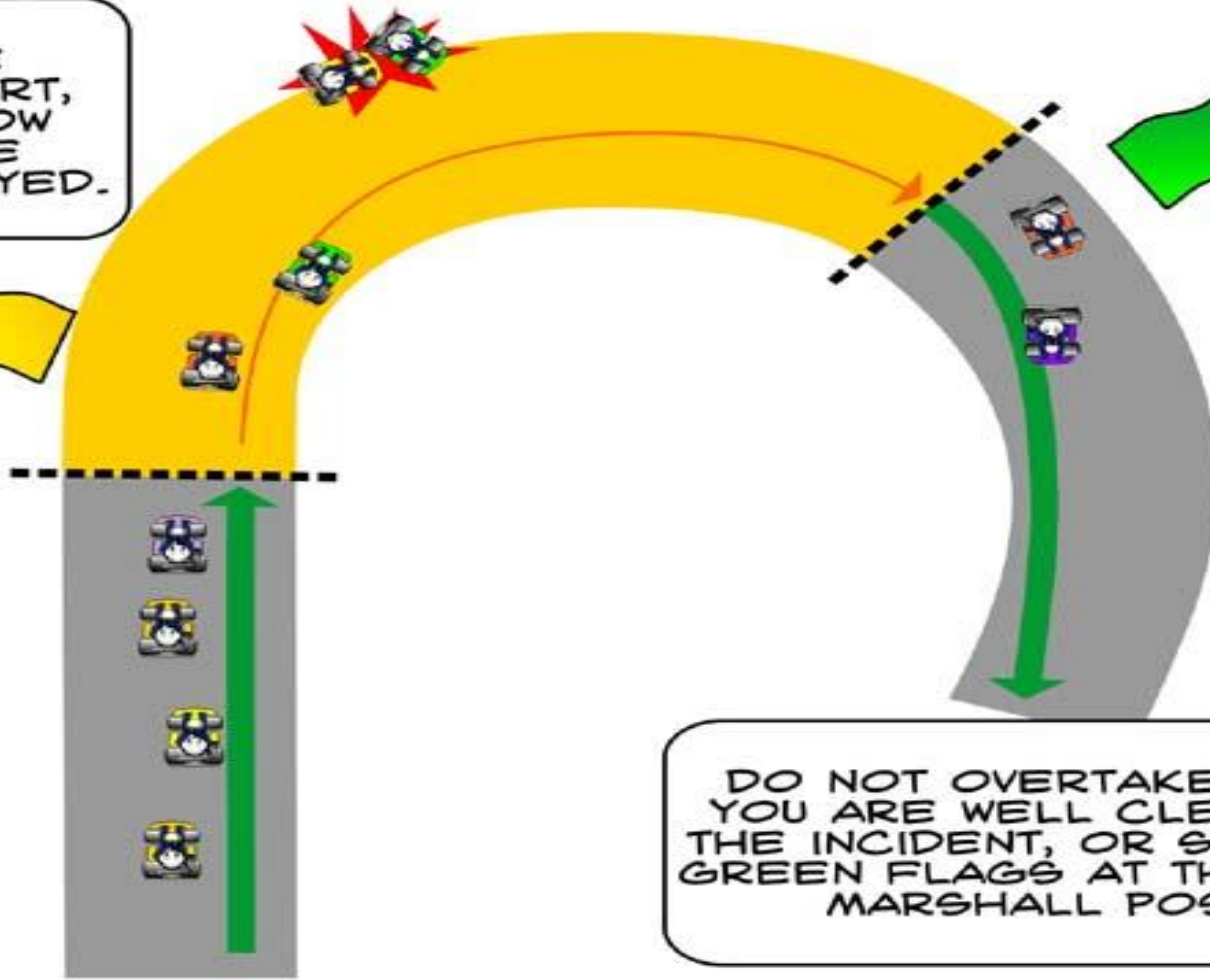
**200**



# YELLOW FLAG




DO NOT OVERTAKE ANOTHER KART, WHEN YELLOW FLAGS ARE BEING DISPLAYED.



DO NOT OVERTAKE UNTIL YOU ARE WELL CLEAR OF THE INCIDENT, OR SEE THE GREEN FLAGS AT THE NEXT MARSHALL POST.



SHOWS ONLY  
ONCE  
AND THE DRIVER  
MUST TO THE  
REPAIR  
IMMEDIATELY !



**200**





- In the case of a “**WET RACE**” , the choice of tyres will be left to the appreciation of the Drivers ; The Race Director reserving the right to use the Black Flag if the deems that a Driver’s kart is fitted with the wrong set of tyres and that the Driver is too slow and dangerous for other Drivers .The use of “**SLICK**” tyres is therefore mandatory in any other case .



**Only for the Final , starting grid on track  
Kart , Driver and Mechanic**





*We wish you a very good weekend*